



*feel the*  
**ADVENTURE**



# Our principles

*In these days of minimal cost production our competitors often make compromises in the component selection and manufacturing process, by using low quality materials and not applying the necessary timber treatment. The result – extensive maintenance is required due to the timber cracking, warping, rotting and splintering. Not so with Wendi Toys playsets!*

## Safety

*Our playsets are designed and certified according to the European Standard EN-71 "Safety of Toys" for outdoor playground equipment for domestic use.*

*Each system is checked and tested before release from the factory to ensure that it meets our high standards.*

## Simplicity

*Wendi Toys products can be easily assembled by the customer at home, without the need for special tools. The playground comes supplied in a flat-pack format, similar to a familiar Swedish furniture store's concept.*

*Our step-by-step installation and maintenance instructions are multi language, detailed and easy to follow.*

## Quality

*Quality is also about attention to detail. We select only the best timber, machined according to our standards. The parts feature a smooth finish and rounded edges. With our products we include fixings made from galvanised or stainless steel together with heavy-duty accessories.*

*Wendi Toys uses Nordic Pine or Spruce grown in Latvia. We select this Nordic wood because it is denser and more durable than some alternative timbers due to it's slower growth. Our playsets are covered by a 5-year guarantee against wood rot causing failure for added peace of mind.*

## Ecology

*All Wendi Toys products are made of material from well-managed, FSC® - certified forests and other controlled sources.*

*The wood used in our products is not only a beautiful, high quality material but it is also felled from a sustainable source therefore ensuring the social, economic and ecological needs of future generations.*

*All components are recyclable. CO<sub>2</sub> emissions are minimised through decreased transportation requirements.*

**Note:**

*Wendi Toys reserves the right to alter sizes and specifications of products without prior notice. All dimensions in this catalogue are approximate. Age recommendations are intended as a guide only.*





## We stand for:

*A personal environment –*

*A child's own area to play, to enjoy and to develop*

*A safe environment –*

*At home, with safe, ecological and long-lasting product*

*An attractive environment–*

*Aesthetic, individual and modern*

*An active environment –*

*Multiple physical activities in the open air*

*A convenient environment –*

*Compact, easy to transport and assemble*

## Content:



Playhouses ..... 4



Classic Series .....12



Junior Series .....16



Swing Sets .....20



Mud Kitchens ..... 22



Playtables ..... 24



Sandpits ..... 26



# Modular Playhouses





# The house with unlimited possibilities for everyone's needs

## Modular System

Wendi Toys Playhouses are designed by a modular principle. It means that every standard panel can be combined with others like a constructor. It helps to get an impressive product range and allows to combine each house in various ways.



120 x 80 x 9.3 cm

## One box for all

The playhouses come supplied in a flat-pack format. We have a one size box for all houses thanks to a modular principle. Some of the boxes with identical content are used in different products.

## Effective transportation

All house's and platform's boxes are transported on a standard EUR pallet which helps with logistics. That makes it cost effective to deliver goods to our dealer's warehouses with full truckloads and also separate pallets.

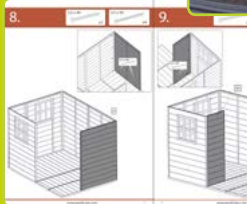


## Compact for storage

Easy to store in dealer's warehouses thanks to the small and compact packaging. All packages are clearly labeled for easy recognition of the right packages for each customer.

## Safe delivery

We offer a fast and safe delivery to the customer with courier service or even with the family car if the customer collects himself. The weight of each package is less than 30 kg. We guarantee a reasonable shipping costs thanks to the compact and lightweight packaging.



## Easy installation

The playhouses can be easily assembled by a customer at home without the need for additional fixings or any special tools. Detailed installation and maintenance instructions are included.

## Quality in details

Our playhouses meet the European Standard EN-71 "Safety of Toys" for playground equipment for domestic use. Each system is checked and tested before release from the factory.



## Color possibilities

We offer 4 standard color combinations: Blue, Red, Lime green and Grey. For large orders any other color combination is possible.

# Modular Playhouses





# Modular Playhouses

## Attachments

## Climb Tower Sets <sup>New</sup>



**WE-726 Platform P2**



- \* Height 90 cm
- \* Sandpit with Benches
- \* for WE-722 / WE-723 "Adventure"

**WE-700<sup>New</sup> Gym Attachment (-G)**



- \* Climbing Net
- \* Climbing Wall
- \* Climbing Ladder
- \* Gymnastics Rings
- \* Platform 90 & 120 cm
- \* for Houses on 90cm Platform

**WE-720 Platform P4**



- \* Height 90 cm
- \* Sandpit
- \* Slide as option
- \* for WE-728 "My Lodge"

**WE-800<sup>New</sup> Kitchen Attachment (-K)**



- \* Plastic Bowl
- \* Oven Rings
- \* Real water Tap
- \* Connector for Garden Hose
- \* for Houses on 90cm Platform

**WE-727 Single Swing Attachment**



- \* KBT Plastic Seat
- \* for Houses on 90cm Platform

**WE-729<sup>New</sup> Double Swing Attachment**



- \* KBT Plastic Seats
- \* for Houses on 90cm Platform

**WE-711 Slide 60 cm**



**WE-712 Slide 90 cm**



**WE-509 Slide 120 cm**



**WE-770 Climb Tower (Pack 3)**  
**WE-700 Gym Attachment**  
**WE-509 Slide 120 cm**

**M40**



Packages: 4  
Weight 85.5 kg

- \* Gymnastics Rings
- \* 2 level Platform: 90 & 120 cm
- \* Climbing Wall & Net & Ladder

**WE-770 Climb Tower (Pack 3)**  
**WE-700 Gym Attachment**  
**WE-727 Single Swingarm**  
**WE-509 Slide 120 cm**

**M41**



Packages: 5  
Weight 101.5 kg

**WE-770 Climb Tower (Pack 3)**  
**WE-700 Gym Attachment**  
**WE-729 Double Swingarm**  
**WE-509 Slide 120 cm**

**M42**



Packages: 5  
Weight 104 kg



# Houses "Adventure" & Extensions

# Modular Playhouses

Single House



- \* Balcony
- \* Toy Shelf
- \* with Floor

Dimensions: L120 x W120x H155 (cm)

House & Platform



- \* Platform height 90 cm
- \* Slide l=175 cm
- \* Ladder
- \* Sandpit

Dimensions: L270x W197x H242 (cm)

House & Platform & Single Swing



\* Swing height 200 cm

Dimensions: L290x W350x H242 (cm)

House & Platform & Double Swing



Dimensions: L290x W400x H242 (cm)

Open-type

## WE-723 Summer Adventure House **M5**

- \* Half Door
- \* Shutters
- \* Blackboard



Packages: 3  
Weight 54 kg

## WE-723 Summer Adventure House WE-726 Platform P2 WE-712R Slide Tweeb Red **M7**



Packages: 5  
Weight 85 kg

## WE-723 Summer Adventure House WE-727R Single Swingarm Red WE-712R Slide Tweeb Red WE-726 Platform P2 **M9**



Packages: 6  
Weight 101 kg

## WE-723 Summer Adventure House WE-729R Double Swingarm Red WE-712R Slide Tweeb Red WE-726 Platform P2 **M29**



Packages: 6  
Weight 103.5kg

Closed-type

## WE-722 Nordic Adventure House **M6**

- \* Full Door
- \* Perspex Windows



Packages: 3  
Weight 54.5 kg

## WE-722 Nordic Adventure House WE-726 Platform P2 WE-712R Slide Tweeb Red **M8**



Packages: 5  
Weight 85.5 kg

## WE-722 Nordic Adventure House WE-727R Single Swingarm Red WE-712R Slide Tweeb Red WE-726 Platform P2 **M10**



Packages: 6  
Weight 101.5 kg

## WE-722 Nordic Adventure House WE-729R Double Swingarm Red WE-712R Slide Tweeb Red WE-726 Platform P2 **M30**



Packages: 6  
Weight 104 kg



# Modular Playhouses

- \* Full Door
- \* Perspex Windows
- \* Floor
- \* Shutters



\* Platform height 90 cm



\* Slide length 175 cm



\* Swing height 200 cm



Dimensions: L120x W120x H155 (cm)  
Packages: 3 Weight 56.5 kg

**WE-728R My Lodge Red M18R**



**WE-728L My Lodge Lime M18L**



**WE-728G My Lodge Grey M18G**



Dimensions: L167 x W197x H242 (cm)  
Packages: 4 Weight 83.5 kg

**WE-728R My Lodge Red M21R**  
**WE-720 Platform P4**



**WE-728L My Lodge Lime M21L**  
**WE-720 Platform P4**



**WE-728G My Lodge Grey M21G**  
**WE-720 Platform P4**



## House "My Lodge"

Dimensions: L290 x W197x H242 (cm)  
Packages: 5 Weight 87 kg

**WE-728R My Lodge Red M22R**  
**WE-720 Platform P4**  
**WE-712R Slide Tweeb Red**



**WE-728L My Lodge Lime M22L**  
**WE-720 Platform P4**  
**WE-712L Slide Tweeb Lime**



**WE-728G My Lodge Grey M22G**  
**WE-720 Platform P4**  
**WE-712G Slide Tweeb Grey**





# Modular Playhouses

## & Extensions

Dimensions: L192 x W350x H242 (cm)  
Packages: 5      Weight 99.5 kg

**WE-728R My Lodge Red**  
**WE-720 Platform P4**  
**WE-727R Single Swingarm Red**

**M23R**



Dimensions: L330 x W350x H242 (cm)  
Packages: 6      Weight 103 kg

**WE-728R My Lodge Red**  
**WE-720 Platform P4**  
**WE-727R Single Swingarm Red**  
**WE-712R Slide Tweeb Red**

**M24R**



Dimensions: L192 x W400x H242 (cm)  
Packages: 5      Weight 102 kg

**WE-728R My Lodge Red**  
**WE-720 Platform P4**  
**WE-729R Double Swingarm Red**

**M27R**



Dimensions: L330 x W400x H242 (cm)  
Packages: 6      Weight 105.5 kg

**WE-728R My Lodge Red**  
**WE-720 Platform P4**  
**WE-729R Double Swingarm Red**  
**WE-712R Slide Tweeb Red**

**M28R**



**WE-728L My Lodge Lime**  
**WE-720 Platform P4**  
**WE-727L Single Swingarm Lime**

**M23L**



**WE-728L My Lodge Lime**  
**WE-720 Platform P4**  
**WE-727L Single Swingarm Lime**  
**WE-712L Slide Tweeb Lime**

**M24L**



**WE-728L My Lodge Lime**  
**WE-720 Platform P4**  
**WE-729L Double Swingarm Lime**

**M27L**



**WE-728L My Lodge Lime**  
**WE-720 Platform P4**  
**WE-729L Double Swingarm Lime**  
**WE-712L Slide Tweeb Lime**

**M28L**



**WE-728G My Lodge Grey**  
**WE-720 Platform P4**  
**WE-727G Single Swingarm Grey**

**M23G**



**WE-728G My Lodge Grey**  
**WE-720 Platform P4**  
**WE-727G Single Swingarm Grey**  
**WE-712G Slide Tweeb Grey**

**M24G**



**WE-728G My Lodge Grey**  
**WE-720 Platform P4**  
**WE-729G Double Swingarm Grey**

**M27G**



**WE-728G My Lodge Grey**  
**WE-720 Platform P4**  
**WE-729G Double Swingarm Grey**  
**WE-712G Slide Tweeb Grey**

**M28G**





# Modular Playhouses

## House on Platform "My Cottage"

\* Platform Height 60 cm



Dimensions:  
L130 x W170x H212 (cm)

**WE-708R** My Cottage Red

**M25R**

- \* Full Door
- \* Shutters
- \* Perspex Windows
- \* Platform 60 cm
- \* Ladder

Packages: 3  
Weight 61 kg



**WE-708B** My Cottage Blue

**M25B**

- \* Full Door
- \* Shutters
- \* Perspex Windows
- \* Platform 60 cm
- \* Ladder

Packages: 3  
Weight 61 kg



\* Platform Height 60 cm  
\* Slide Length 118 cm

Dimensions:  
L260 x W170x H212 (cm)

**WE-708R** My Cottage Red  
**WE-711R** Slide Toba Red

**M26R**

- \* Full Door
- \* Shutters
- \* Perspex Windows
- \* Platform 60 cm
- \* Ladder & Slide

Packages: 4  
Weight 63 kg



**WE-708B** My Cottage Blue  
**WE-711B** Slide Toba Blue

**M26B**

- \* Full Door
- \* Shutters
- \* Perspex Windows
- \* Platform 60 cm
- \* Ladder & Slide

Packages: 4  
Weight 63 kg





# Single Houses

## Size L



Dimensions:  
L120 x W155x H168 (cm)

### WE-732 Summer Villa

**M12**

- \* Full Door
- \* Floor
- \* Shutters
- \* Blinds
- \* Toy Shelf
- \* Porch



Packages: 4  
Weight 70.5 kg

### WE-731 Nordic Villa

**M13**

- \* Full Door
- \* Perspex windows
- \* Floor
- \* Toy Shelf
- \* Porch
- \* Gable Window



Packages: 4  
Weight 69.5 kg

## Size M



Dimensions:  
L120 x W120x H155 (cm)

### WE-724 Beach Shop

**M16**

- \* Full Door
- \* Floor
- \* Blinds
- \* Awnings



Packages: 3  
Weight 54.5 kg

### WE-725 Maritime House

**M17**

- \* Half Door
- \* Floor
- \* Planter Box
- \* Blinds
- \* Awnings



Packages: 3  
Weight 53.5 kg

## Size XL



Dimensions:  
L120 x W155x H198 (cm)

### WE-733 Mansion

**M33**

- \* 2nd Floor
- \* Garage
- \* Bed
- \* Planter Box
- \* Full Door
- \* Perspex Windows
- \* Shutters



Packages: 5  
Weight 85.5 kg



# Classic Series





## The Playground of design

*Classic Playground series has been designed as separate modules which can be attached to the basic module - Tower. The customer can create their own playground, by selecting the modules which fulfil their children's needs. Alternatively the playground can be expanded as a family grows. Everything necessary for the complete playground is included in the kit. All wooden parts are impregnated with "Celcure C4" liquid. Roof panels and side boards are painted with a water-based paint to get a safe and long lasting product.*

# Classic Series





# Classic Series

## Modules



### WE-510 Classic Tower

- \* Age group 5-12 years
- \* Platform height 150 cm
- \* Sandpit
- \* Ladder & Handles

Number of packages 2

Total weight 92 kg

Package size (L x W x H), weight:

1. 280 x 22 x 18cm, 44kg
2. 145 x 51 x 21cm, 48kg

### WE-512 Swing Module Double



Number of packages 2

Total weight 39 kg

Package size (L x W x H), weight:

1. 300 x 15 x 15cm, 30kg
2. 49 x 31 x 24cm, 9kg

### WE-515 Climb Module Double



Number of packages 2

Total weight 80 kg

Package size (L x W x H), weight:

1. 300 x 24 x 24cm, 52kg
2. 124 x 46 x 16cm, 28kg

### WE-516 Gym Module



Number of packages 2

Total weight 62 kg

Package size (L x W x H), weight:

1. 230 x 28 x 15cm, 45kg
2. 109 x 43 x 16cm, 17kg

### WE-517 Sandpit Lid



Number of packages 1

Total weight 10 kg

Package size (L x W x H), weight:

109 x 29 x 15 cm, 10kg



### WE-518L Slide Lime

Number of packages 1

Total weight 10 kg

Package size (L x W x H), weight:

300 x 40 x 50cm, 10kg



## Combinations / Sets

WE-510 Tower  
WE-518 Slide

**C1**



Total height: 3.0 m  
Total width: 1.3 m  
Total length: 3.7 m

Packages: 3  
Weight 102 kg

WE-510 Tower  
WE-512 Swing Module Double  
WE-518 Slide

**C5**



Total height: 3.0 m  
Total width: 4.3 m  
Total length: 3.7 m

Packages: 5  
Weight 141 kg

WE-510 Tower  
WE-515 Climb Module Double  
WE-518 Slide

**C11**



Total height: 3.0 m  
Total width: 4.3 m  
Total length: 3.7 m

Packages: 5  
Weight 182kg

WE-510 Tower  
WE-516 Gym Module  
WE-518 Slide

**C2**



Total height: 3.0 m  
Total width: 2.7 m  
Total length: 4.4 m

Packages: 5  
Weight 164 kg

WE-510 Tower  
WE512 Swing Module Double  
WE-516 Gym Module  
WE-518 Slide

**C6**



Total height: 3.0 m  
Total width: 5.6 m  
Total length: 4.4 m

Packages: 7  
Weight 203 kg

WE-510 Tower  
WE515 Climb Module Double  
WE-516 Gym Module  
WE-518 Slide

**C12**



Total height: 3.0 m  
Total width: 5.6 m  
Total length: 4.4 m

Packages: 7  
Weight 244 kg



# Junior Series





## The Playground of functionality

Wendi Toys are proud to present the Junior series of home playgrounds intended for younger children. Junior has 2 basic modules - "Activity Tower" and "Play Tower". These modules offer the same activities while varying only in the design of their platforms - "Play tower" platform's height is 120 cm but the deck of the "Activity Tower" has 2 levels - 120 cm & 90 cm. The 2 level platform allows younger children to explore the playground and enjoy all of its activities. Both Towers can be upgraded with an attractive range of attachments - Swingarms, Sandpits and a Picnic Bench. Junior series packages, each weighing less than 30 kg, are perfect for direct deliveries to the customer.





# Junior Series

## Towers

### WE-300 Play Tower



- \* Age group 4-10 years
- \* Platform height 120 cm
- \* Climbing Wall
- \* Balcony
- \* Ladder & Handles
- \* Fixing Anchors 2pcs

**Packages: 3**  
**Weight 68.5 kg**

### WE-310 Activity Tower



- \* Age group 3-10 years
- \* 2 level Platform: 90cm & 120 cm
- \* Climbing Wall
- \* Balcony
- \* Ladder & Handles
- \* Fixing Anchors 2pcs

**Packages: 3**  
**Weight 70.5 kg**

#### Option 1

\* no Slide



#### Option 2

\* Slide WE-712R  
(h = 90 cm)



#### Option 3

\* Slide WE-712R  
(h = 90 cm)  
\* Slide WE-509Y  
(h = 120 cm)



## Attachments



WE-712R  
Slide 90cm

Weight 3.5 kg




WE-509Y  
Slide 120cm

Weight 6 kg

### WE-311 Sandpit with Lid

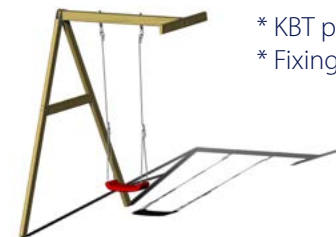
- \* Lids 2pcs
- \* Seats 2pcs



**Packages: 1**  
**Weight 13.5 kg**

### WE-312 Single Swingarm

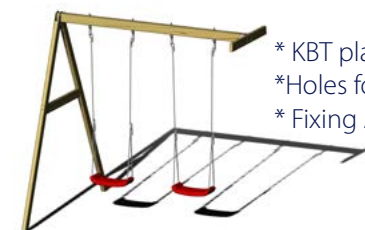
- \* KBT plastic Seat
- \* Fixing Anchors 2pcs



**Packages: 1**  
**Weight 12.5 kg**

### WE-313 Double Swingarm

- \* KBT plastic Seats
- \* Holes for Nest Swing
- \* Fixing Anchors 2pcs



**Packages: 1**  
**Weight 13.5 kg**

### WE-314 Picnick Bench & Little Sandpit

- \* Picnic Table with Benches
- \* Sandpit with Lid & Seats 2pcs



**Packages: 1**  
**Weight 17.5 kg**



# Combinations / Sets

## Junior Series



WE-312 & WE-311



WE-313 & WE-311



WE-312 & WE-314



WE-313 & WE-314

WE-300 & WE-509



J1



J3



J5



J7



J9

WE-310 & WE-712



J2



J4



J6



J8



J10



# Swing Sets





# Junior Series

Age group: 3-7 years

WE-325 Junior Single Swing

**S11**



Total height: 2.1 m  
Total width: 1.8 m  
Total length: 1.8 m

Packages: 1  
Weight 25 kg

WE-326 Junior Double Swing

**S12**



Total height: 2.1 m  
Total width: 2.5 m  
Total length: 1.8 m

Packages: 1  
Weight 29 kg

Age group: 5-10 years

WE-416 Double Swing

**S15**



Total height: 2.2 m  
Total width: 2.7 m  
Total length: 2.3 m

Packages: 2  
Weight 39 kg

# Classic Series

Age group: 5-12 years

WE-522 Classic Swing Set Double

**S5**



Total height: 2.5 m  
Total width: 3 m  
Total length: 2.7 m

Packages: 2  
Weight 44 kg

WE-520 Classic Climb Set Double

**S7**



Total height: 2.5 m  
Platform height: 1.5 m  
Total width: 3 m  
Total length: 2.7 m

Packages: 2  
Weight 86 kg

WE-520 Classic Climb Set Double  
WE-518L Slide Lime 150 cm

**S10**



Total height: 2.5 m  
Platform height: 1.5 m  
Total width: 3 m  
Total length: 4.05 m

Packages: 3  
Weight 96 kg

# Swing Sets





# Mud Kitchens





# Mud Kitchens

## WE-815 Muddy Kitchen <sup>New</sup>

K1

- \* Age group 3-6 years
- \* Real Water Tap
- \* Plastic Bowl
- \* Cabinet for Kitchen Utensils
- \* Towel Holder
- \* Oven Rings



Total height: 1.0 m  
Total width: 0.8 m  
Total length: 0.4 m

Packages: 1  
Weight 11.5 kg

## WE-820 Kitchen Bar <sup>New</sup>

K2

- \* Age group 3-6 years
- \* Bar Counter & Chairs
- \* Cabinet for Kitchen Utensils
- \* Real Water Tap
- \* Plastic Bowl
- \* Oven Rings



Total height: 0.67 m  
Total width: 0.8 m  
Total length: 0.9 m

Packages: 1  
Weight 16.5 kg





# Playtables





# Playtables

WE-203 Picnic Table

T1

Total height: 0.53 m  
Total width: 0.6 m  
Total length: 0.8 m

- \* Age group 3-7 years
- \* Plastic Bowles for Sand & Water
- \* Lid



Packages: 1  
Weight 11.5 kg



WE-205 Deluxe Picnic Table with Benches


T2

Total height: 0.53 m  
Total width: 1 m  
Total length: 0.8 m

- \* Age group 3-7 years
- \* Plastic Bowles for Sand & water
- \* 4 seating places
- \* Benches 2pcs
- \* Lid



Packages: 1  
Weight 16.9 kg



WE-215 Picnic Table with Benches

T3

Total height: 0.53 m  
Total width: 0.95 m  
Total length: 0.6 m

- \* Age group 3-7 years
- \* Plastic Bowles for Sand & water
- \* Benches 2pcs
- \* Lid



Packages: 1  
Weight 12.5 kg

WE-200 Table Set <sup>New</sup>

T4

Table height: 0.5 m  
Table width: 0.5 m  
Table length: 0.5 m  
Chair height: 0.6 m  
Chair width: 0.3 m  
Chair length: 0.3 m



- \* Age group 3-7 years

Packages: 1  
Weight 10.5 kg



# Sandpits





## WE-105 Deluxe Sandpit

P1

- \* Age group 3-7 years
- \* Lids & Benches 2pcs
- \* Lids transform as Chair
- \* Geotex liner included



Total height: 0.25 m  
Total width: 1.2 m  
Total length: 1.2 m

Packages: 1  
Weight 21 kg

## WE-107 Royal Sandpit

P2

- \* Age group 3-10 years
- \* Lids & Benches 2pcs
- \* Lids transform as Chair
- \* Geotex liner included
- \* Compartments under Benches for Sand toys



Total height: 0.25 m  
Total width: 1.5 m  
Total length: 1.5 m

Packages: 1  
Weight 28kg







## SIA Wendi Toys

Registration No. 44103057165

Address: Gaujas 16, Cēsis, LV-4101, Latvia

Office / Warehouse: Baltā 14, Cēsis, LV-4101, Latvija

Phone: + 371 26 679 409, email: [info@wendi-toys.com](mailto:info@wendi-toys.com)

[www.wendi-toys.com](http://www.wendi-toys.com)